

HORIZON

CHRISTIAN ACADEMY

ELEMENTARY SUMMER READING PROGRAM 2023-2024

Dear Elementary Parents,

We believe that summer reading is important in order to help students retain and enhance their reading skills over the summer months. Our goal is to foster a love of reading and help our students become life-long readers and learners.

Please check out the summer reading requirements carefully, as we have changed some of the required reading from previous years. We hope the Summer Reading Challenge will help your child have fun while continuing to foster a love of reading. Students should color in the box as they complete each activity and turn the form in to their teacher on the first day of school. Every student that brings in a completed HCA Summer Reading Challenge sheet at the beginning of the school year will be invited to a "Celebrate Reading" party at the end of the first week of school. For added fun, we are encouraging you to send a picture of your child's favorite or most creative place to read over the summer to the email address listed on the challenge sheet. We will show our photos at the celebration.

The summer reading program is as follows:

- Rising 1st through 5th graders will be required to read one book and complete a short assignment and/or take a quiz at the end of the first week of school. Each grade has different requirements, so please check carefully as to what is required for your child.*
- In addition to the required reading, students are encouraged to participate in the HCA Summer Reading Challenge. A list of suggested titles is attached, but your student is not limited to this list. The goal is for them to engage in reading and retain their reading skills.*

I look forward to seeing all the creative places your child finds to read this summer! Enjoy your summer and happy reading!

Warmly,

Traci Jones

HCA Elementary Principal

ELEMENTARY SUMMER READING PROGRAM ASSIGNMENTS

2023-2024

All reports should include:

- your first and last name
- your grade (2023-2024)
- the date
- title of the book (underlined)
- author

REQUIREMENTS per GRADE LEVEL:

Rising Kindergarten – No required reading

- Complete the HCA Summer Reading Challenge

Rising 1st Grade: *Amelia Bedelia Makes a Friend*, by Herman Parrish

- On your own paper, write one sentence each describing the beginning, middle, and end of the book.
- Complete the HCA Summer Reading Challenge

Rising 2nd Grade: *Flat Stanley*, by Jeff Brown

- Write one paragraph (four to five sentences) on the attached form describing what the book is about.
- Tell why you liked or did not like the book and draw a picture of your favorite part.
- On the map, color the states that Flat Stanley visited with you this summer.
- Complete the HCA Summer Reading Challenge. (Take a picture with the Flat Stanley you created)

Rising 3rd Grade: *The Boxcar Children*, by Gertrude Chandler Warner

- Complete the attached "Ice Cream Book Report" form in your neatest handwriting. Be sure to use complete sentences.
- Complete the HCA Summer Reading Challenge.

Rising 4th Grade: *The Indian in the Cupboard*, by Lynne Reid Banks

- Complete the attached Summer Reading form in your best handwriting (cursive preferred). Be sure to use complete sentences.
- Be prepared for a quiz over the book at the end of the first week of school.
- Complete the HCA Summer Reading Challenge.

Rising 5th Grade: *From the Mixed-Up Files of Mrs. Basil E. Frankweiler*, by E.L. Konigsburg

- Complete the attached Summer Reading form in your best handwriting (cursive preferred). Be sure to use complete sentences.
- Be prepared for a quiz over the book at the end of the first week of school.
- Complete the HCA Summer Reading Challenge.

HORIZON

CHRISTIAN ACADEMY

Summer Reading Challenge

How many of these challenges can you complete over the summer? Once you have completed a challenge, color in the picture. Do them all for a special treat when you come back to school. Send a picture of yourself reading at your FAVORITE place to admin@hcaga.org, write HCA Summer Reading Challenge in the subject line!

| | | | |
|--|--|---|--|
| <p>Read on Vacation</p>  | <p>Read Under a Table</p>  | <p>Read in the Sand</p>  | <p>Read on a Rainy Day</p>  |
| <p>Read Aloud with a Funny Accent</p>  | <p>Read with a Flashlight</p>  | <p>Read to a Pet</p>  | <p>Read a Magazine</p>  |
| <p>Read at the Library</p>  | <p>Read at the Pool</p>  | <p>Read in Bed</p>  | <p>Choose your own FUN PLACE to Read</p>  |
| <p>Read to a Stuffed Animal</p>  | <p>Read in the Car</p>  | <p>Read while Eating Ice Cream</p>  | <p>Read with a Friend</p>  |

Students Entering 2nd Grade Reading Form

Name _____

Fiction Reading Response

Title


Author

What happened in your story? Write a summary.

What do you think about the story? Write your opinion.

What was your favorite part of the story? Draw it.

For Rising 2nd Graders: Color and cut out your own Flat Stanley and take pictures of him in different places this summer!

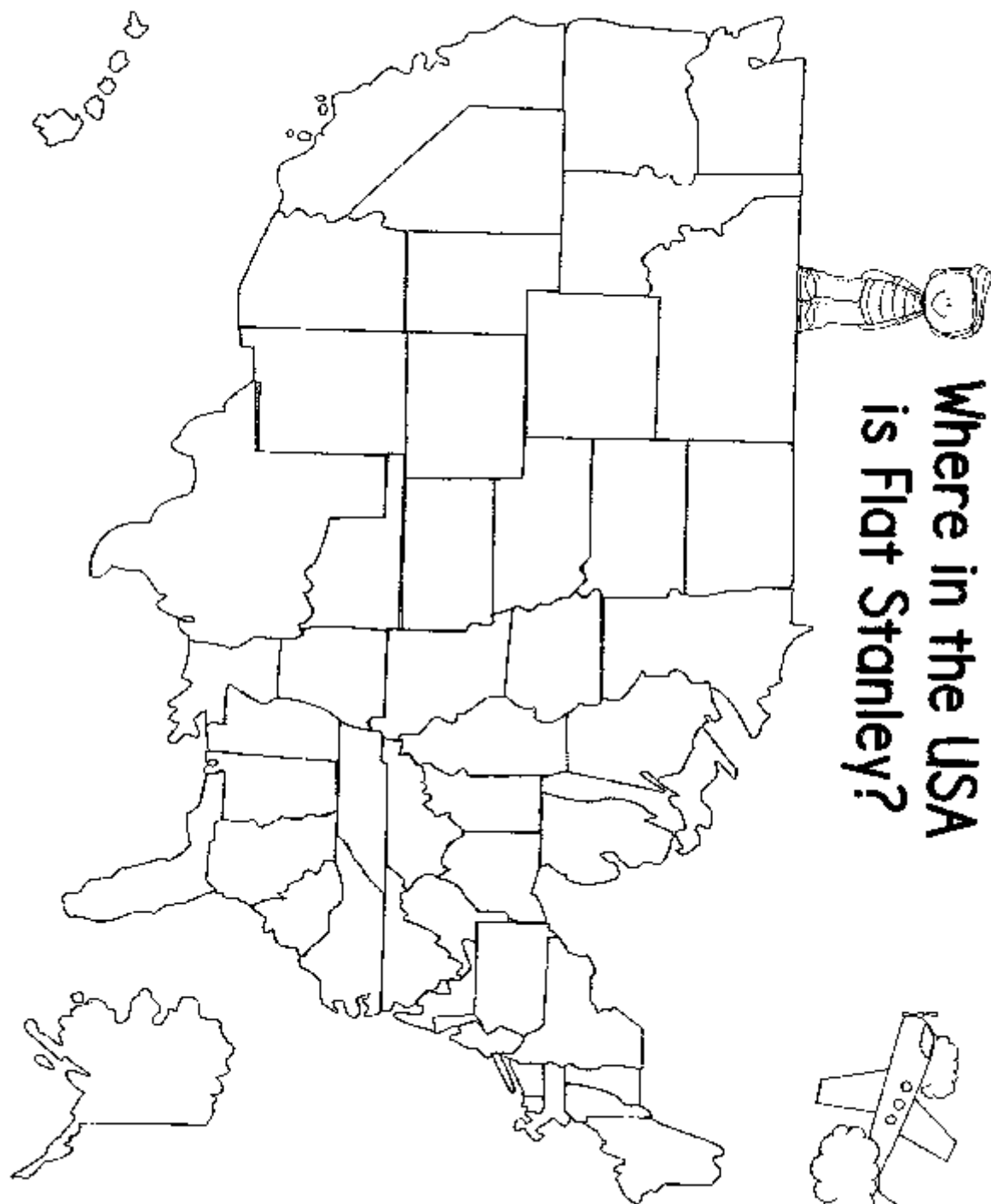
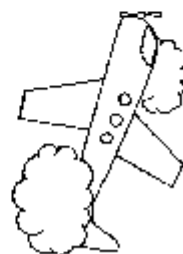


For Rising 2nd Graders: Color the State or States that your Flat Stanley visited this summer!

© 2013 Scholastic Teaching Resources

The Dorky Kid

**Where in the USA
is Flat Stanley?**



Ice Cream Book Report

The form is shaped like an ice cream cone. The top scoop is a semi-circle labeled 'Title'. Below it is a wavy line labeled 'Author'. The next section is a wavy line labeled 'Setting'. Below that is a wavy line labeled 'Main Characters'. The next section is a wavy line labeled 'Summary of the Problem'. Below that is a wavy line labeled 'How did the characters try to solve their problems?'. The next section is a wavy line labeled 'How does it end?'. The bottom section is a trapezoid labeled 'Picture of my favorite part.'.

Title

Author

Setting

Main Characters

Summary of the Problem

How did the characters try to solve their problems?

How does it end?

Picture of my favorite part.

© HENDERSON 2017

NAME: _____

4th Grade Summer Reading Assignment

DIRECTIONS: Please complete this book report on *The Indian in the Cupboard*. (Cursive writing is preferred.) Please remember to underline the title of the book.

Name of Book:

Author: _____

Main Characters:

| | |
|--|--|
| | |
| | |
| | |

Setting: _____

Plot:

Beginning:

[illegible]

Middle:

End:

What did you like best about this book and why?

In the space below, draw a picture to illustrate your favorite part of the book.

A large rectangular box with a double-line border, intended for a drawing. It occupies the lower half of the page.

Students Entering 5th Grade Summer Reading Project

Name_____

Date_____

Please use your best handwriting, cursive preferred. When possible answer in complete sentences using proper capitalization and punctuation. Remember to underline the title of the book!

Title of Book: _____

Author: _____

Main Characters (write a short description of each):

_____ -

_____ -

_____ -

_____ -

Setting of the Book (where does the story take place):

This image shows a blank sheet of white paper with horizontal ruling lines. The lines are evenly spaced and run across the width of the page. There are no margins, text, or other markings on the paper.

Use this page to illustrate and color your favorite part of the story and then describe your illustration on the lines at the bottom of the page.

